

Oasis Charter Public School

ADDRESS: 1135 Westridge Parkway, Salinas, CA 93907 **PHONE:** (831) 424-9003

PRINCIPAL: Dr. Juanita Perea **GRADE RANGE:** K-8 **SCHEDULE:** Traditional **ENROLLMENT:** 248

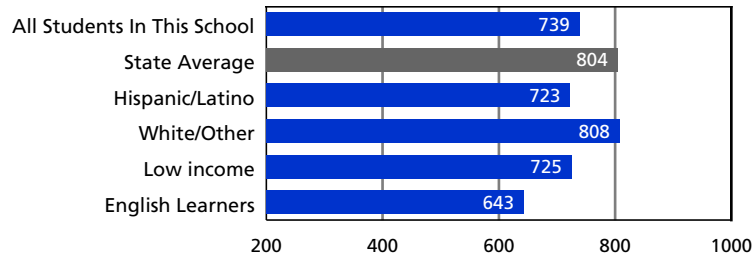
CALIFORNIA ACCOUNTABILITY

The state's education officials measure schools' performance using students' test scores. They combine standardized test results and measure progress year to year to calculate each school's Academic Performance Index (API).

Academic Performance Index (API)	739
Growth attained from prior year	+39
Met schoolwide growth target	Yes
Met growth targets for all groups of students	Yes

API

The API is California's way of rating schools. Using student test scores, the API places schools on a scale from 200 to 1000. Our school's API was 739, compared with 804 for the average K-8 school (shown in gray in the graph below). The state expects schools to attain an API of 800 eventually. Each major subgroup of students in our school also receives an API.



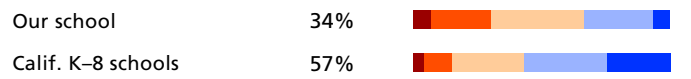
California Standards Tests

This series of tests is based on what California students are expected to know and learn at each grade level.

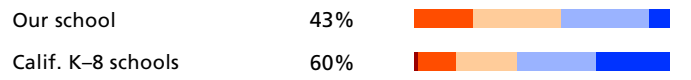
BAR GRAPHS BELOW SHOW THESE PROFICIENCY GROUPS (LEFT TO RIGHT):
 ■ FAR BELOW BASIC ■ BELOW BASIC ■ BASIC ■ PROFICIENT ■ ADVANCED

SUBJECT	PERCENT PROFICIENT OR HIGHER	LOW SCORES	HIGH SCORES
---------	------------------------------	------------	-------------


English/Language Arts (Reading and Writing)




Math (excluding Algebra)



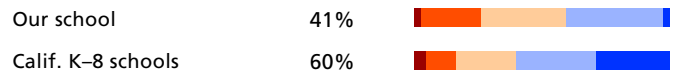
Algebra



History/Social Science



Science



SOURCE: The scores for the California Standards Tests are from the spring 2013 test cycle. State averages represent K-8 schools only.

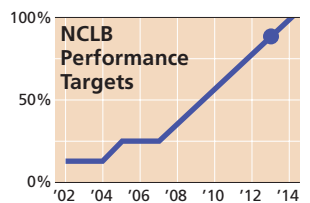
FEDERAL ACCOUNTABILITY

The federal standard differs from California's. It requires schools to meet Adequate Yearly Progress (AYP). The AYP includes students' scores and participation rates on California's math and English/language arts standardized tests and the school's API. If a school doesn't meet one of these criteria two years in a row, it is put in Program Improvement.

Made Adequate Yearly Progress (AYP)	No
Number of AYP targets met	10
Number of AYP targets school was required to meet	13
Is the school in Program Improvement (PI)?	No

SOURCE: API growth score and AYP from the 2013 test cycle. API and AYP current as of September 2013.

This year, schools are expected to help 89 percent of their students score Proficient or higher on California's English/language arts (ELA) and math tests. This goal rises every year until 2014, when 100 percent of students are expected to reach this mark. As a result, increasing numbers of schools are falling short of this goal, and landing on the federal watch list known as Program Improvement.



Please go to <http://oasischarterschool.org/> for more information about this school, including our School Accountability Report Card, or visit us at the school office.